

## Factsheet

# Facts and figures from the Register of Health Care Professions in Austria

As of 31<sup>st</sup> December 2023

Johanna Pilwarsch, Stefan Mathis-Edenhofer, Ana Cartaxo, Michael Gyimesi  
June 2024

Since July 2018, all members of the nursing professions and medical technical professions have been registered in the Register of Health Care Professions (GBR). Starting in July 2022, surgical technical assistance (OTA) was regulated as a new health profession in Austria and included in the GBR as well.

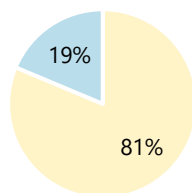
Nursing professions	Medical technical professions
<ul style="list-style-type: none"> <li>» Nurses (DGKP)</li> <li>» Nursing assistant level 2 (PFA)</li> <li>» Nursing assistant level 1 (PA)</li> </ul>	<ul style="list-style-type: none"> <li>» Biomedical analyst (BMA)</li> <li>» Dietitian (Diät)</li> <li>» Occupational therapist (Ergo)</li> <li>» Speech therapist (Logo)</li> <li>» Orthoptist (Ortho)</li> <li>» Physiotherapist (Physio)</li> <li>» Radiological technologist (RT)</li> </ul>
<ul style="list-style-type: none"> <li>» Surgical technical assistant (OTA)</li> </ul>	

On behalf of the Federal Ministry of Social Affairs, Health, Care and Consumer Protection (BMSGPK), the Austrian National Public Health Institute (Gesundheit Österreich GmbH, GÖG) produces an annual GBR report that includes detailed analyses of the registered health professionals as well as information on regulatory activities and management of the register. The GBR Annual Reports (in German) can be found at the following link: [https://goeg.at/GBR\\_Gesundheitsberuferegister](https://goeg.at/GBR_Gesundheitsberuferegister). The present factsheet displays selected figures from the GBR Annual Report 2023 at a glance.<sup>1</sup>

The **total number of registrations** (nursing professions, medical technical professions and OTA) in the Register of Health Care Professions **increased by 4 % from 212,112 to 220,541**.

+8,429  
+4 %

- nursing professions
- medical technical professions



Approximately 81 % of the registrations in the GBR were in the nursing professions and about 19 % were in the medical technical professions. Only 0.01 % of the registrations were OTA (30 registrations so far); for this reason, this factsheet does not contain any further information on them.

<sup>1</sup> As of 31<sup>st</sup> December 2023, 277 individuals have been recorded with professional rights in two occupations requiring registration according to the GBRG (Health Professions Register Act). Further information can be found in the GBR Annual Report 2023.

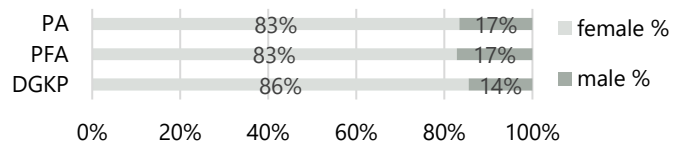
## Nursing professions

The **number of registrations in all nursing professions** (nursing, nursing assistance levels 1 and 2) in the Register of Health Care Professions **increased by 4 % from 172,507 to 179,300.**

+6,793  
+4 %

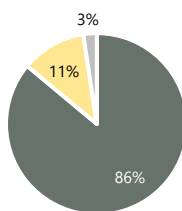
The number of **registered nurses** increased by 3 % from 108,804 to 111,566. In **nursing assistance level 2**, it rose by 35 % from 4,803 to 6,500 and in **nursing assistance level 1**, it increased by 4 % from 58,900 to 61,234.

**Gender distribution in the nursing professions (n=179,300)**

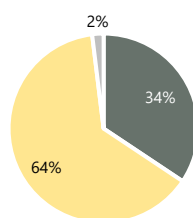


The **three most common settings<sup>2</sup>** in which members of all three nursing professions are employed are hospitals (52 %), residential care facilities/day centres (29 %) and mobile services (8 %). Below is a compilation of their professional qualifications in the three most common settings. Nurses (DGKP) constitute 86 % of members of the nursing profession in a hospital setting while in the other settings, nursing assistants level 1 (PA) are the largest professional group. Due to the fact that the professional profile of nursing assistants level 2 (PFA) has only been established recently, this professional group is still very small in all settings.

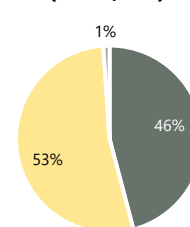
**Hospitals (n=75,539)**



**Residential care facilities/day centres (n=42,576)**

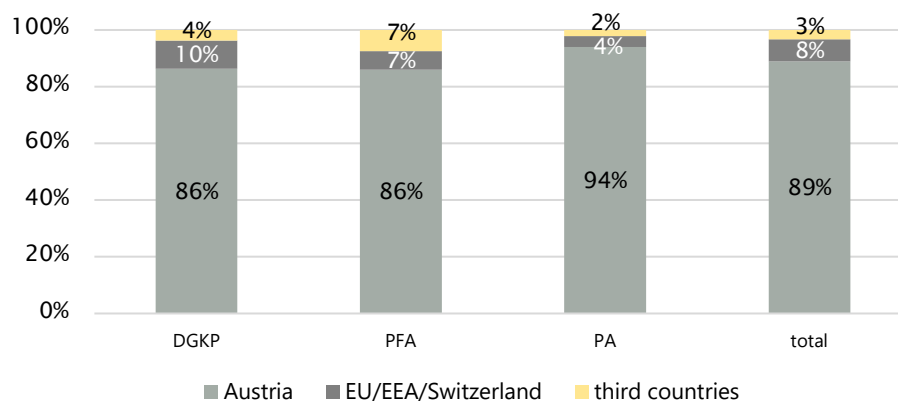


**Mobile services (n=11,870)**



■ DGKP ■ PA ■ PFA

**Professional qualifications in the nursing professions according to the country of origin of the qualification (n=179,296)**

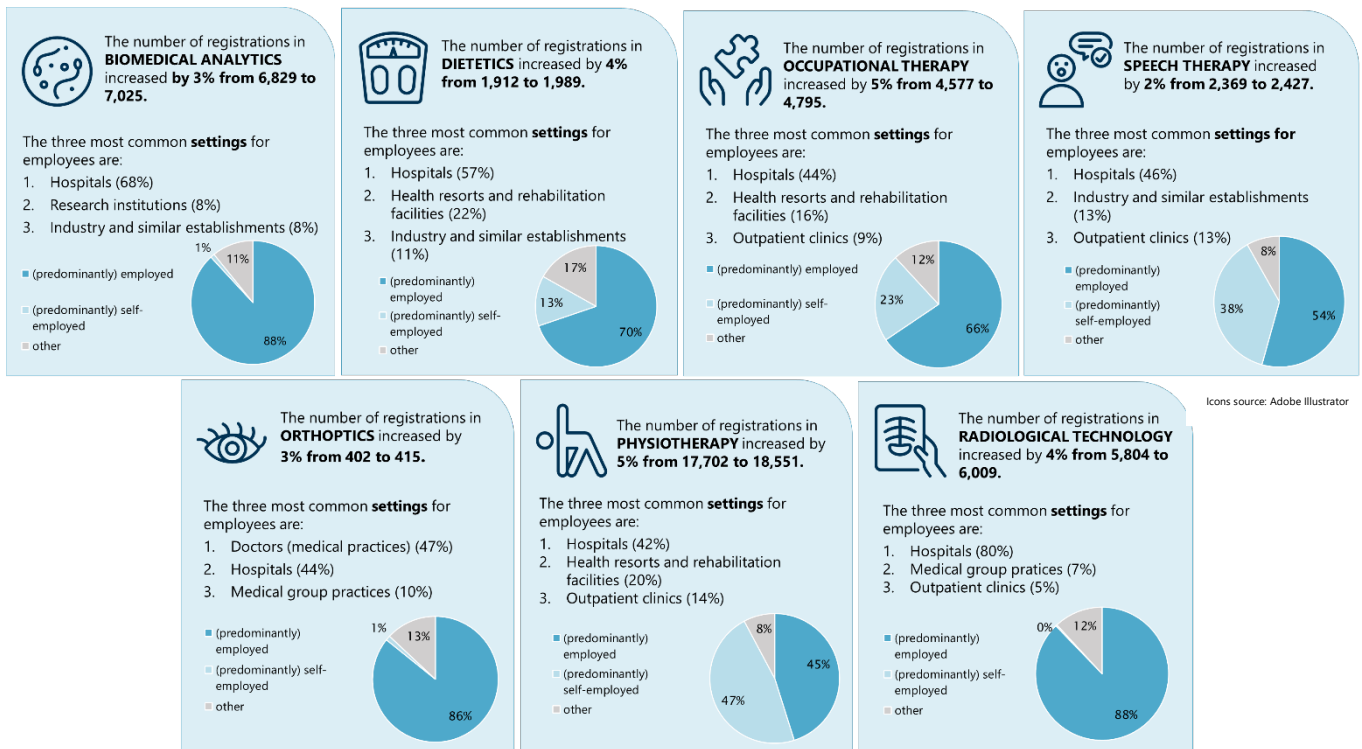


<sup>2</sup>Information about the setting is obtained from voluntary self-reporting by the professionals concerned. Therefore, the GBR can only describe trends, but no complete or current statements can be made.

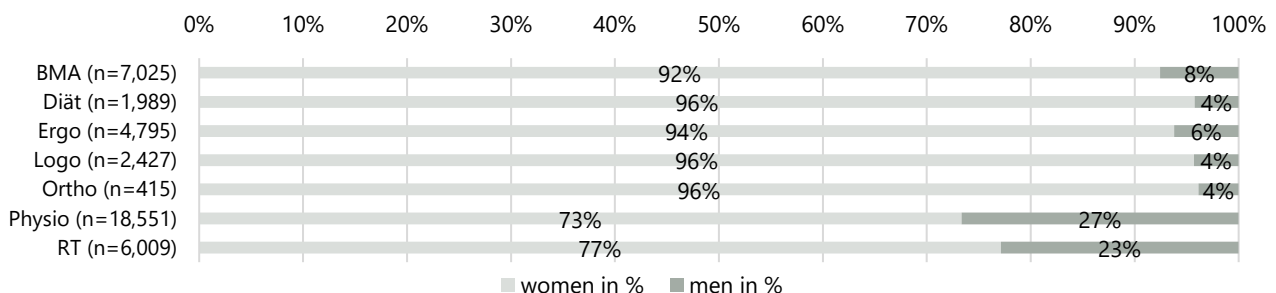
## Medical technical professions

The number of registrations in all medical technical professions (biomedical analysis, dietetics, occupational therapy, speech therapy, orthoptics, physiotherapy, radiological technology) increased by 4% from 39,595 to 41,211.†

+1,616†  
+4%†



### Gender distribution in the medical technical professions (n=41,184)



### Data source for this factsheet:

Pilwarsch, Johanna; Zach, Monika; Gruböck, Anna; Mathis-Edenhofer, Stefan; Wallner, Alexander; Cartaxo, Ana; Gyimesi, Michael (2024): Jahresbericht Gesundheitsberuferegister 2023. Gesundheit Österreich, Wien

Suggested citation: Pilwarsch, Johanna; Mathis-Edenhofer, Stefan; Cartaxo, Ana; Gyimesi, Michael (2024): Healthcare professions in Austria: Facts and figures from the Register of Health Care Professions (as of 31.12.2023). Factsheet. Gesundheit Österreich, Wien